


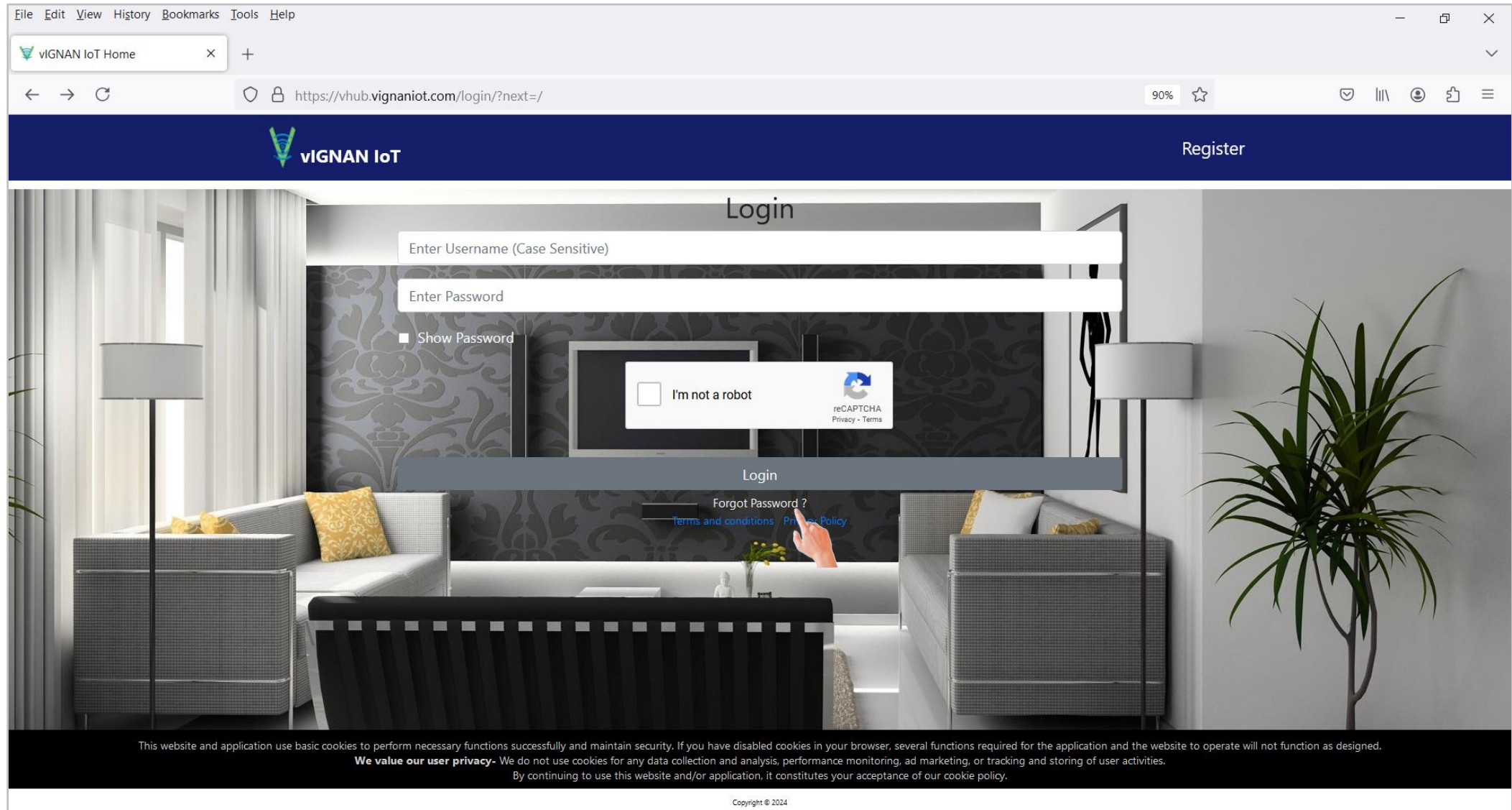


Forgot Password User Guide



Forgot Password

NOTE: Use this option if you forgot password or to change password



The screenshot shows a web browser window with the address bar displaying `https://vhub.vignaniot.com/login/?next=/`. The page features a dark blue header with the VIGNAN IoT logo and a 'Register' link. The main content area has a background image of a modern living room. Overlaid on this is a login form with the following elements:

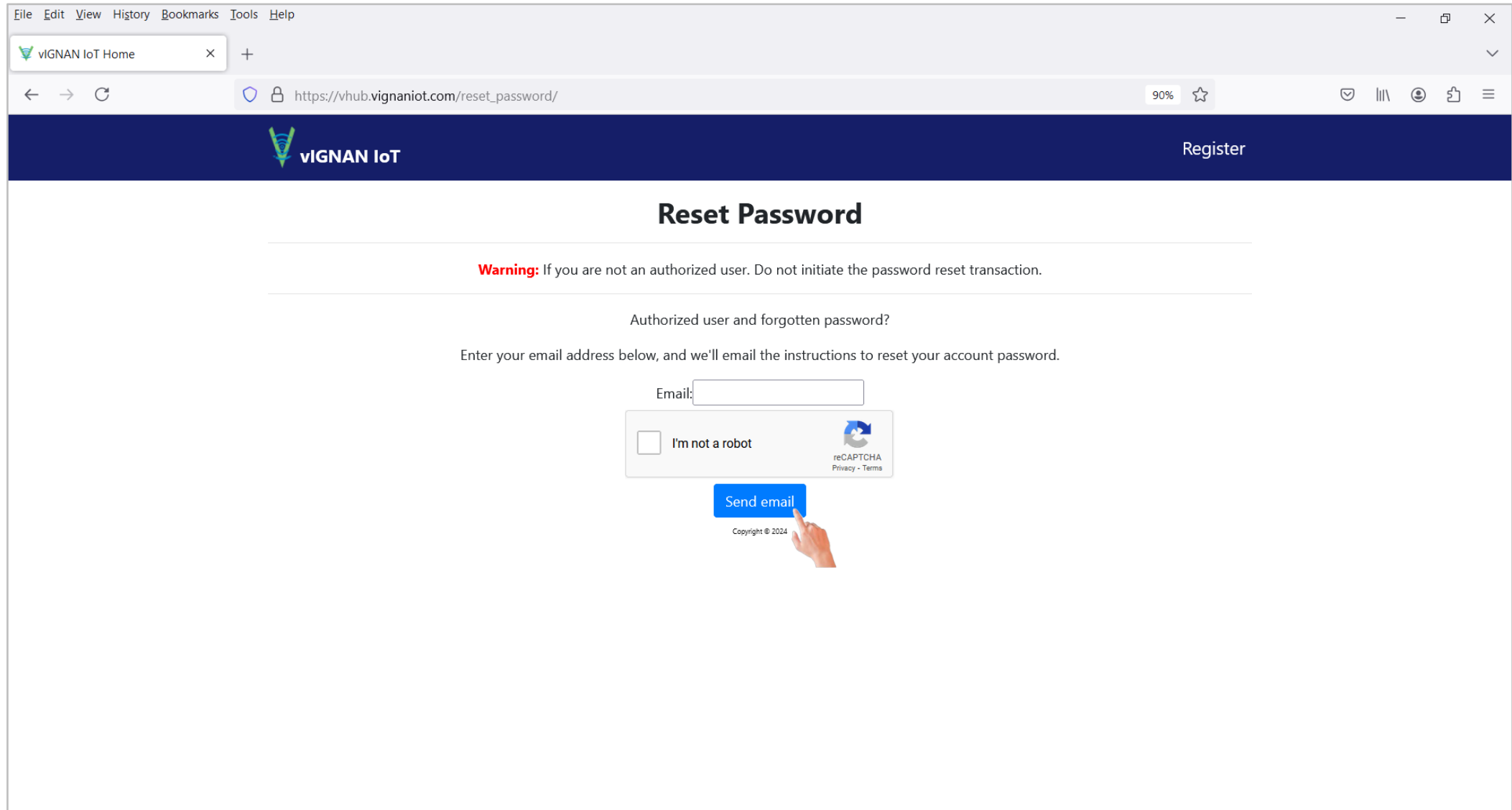
- A 'Login' title at the top of the form.
- An input field labeled 'Enter Username (Case Sensitive)'.
- An input field labeled 'Enter Password'.
- A 'Show Password' checkbox.
- A reCAPTCHA box with the text 'I'm not a robot' and a 'reCAPTCHA Privacy - Terms' link.
- A 'Login' button.
- A 'Forgot Password?' link, which is highlighted by a hand cursor.
- Links for 'Terms and conditions' and 'Privacy Policy' below the 'Forgot Password?' link.

At the bottom of the page, there is a cookie policy notice: 'This website and application use basic cookies to perform necessary functions successfully and maintain security. If you have disabled cookies in your browser, several functions required for the application and the website to operate will not function as designed. We value our user privacy- We do not use cookies for any data collection and analysis, performance monitoring, ad marketing, or tracking and storing of user activities. By continuing to use this website and/or application, it constitutes your acceptance of our cookie policy.' The footer also includes 'Copyright © 2024'.

Step-1: Click on "Forgot Password?"

Forgot Password

NOTE: Use this option if you forgot password or to change password



The screenshot shows a web browser window with the address bar displaying `https://vhub.vignaniot.com/reset_password/`. The page has a dark blue header with the VIGNAN IoT logo on the left and a "Register" link on the right. The main content area is white and titled "Reset Password" in bold black text. Below the title, there is a red warning message: "Warning: If you are not an authorized user. Do not initiate the password reset transaction." This is followed by the text "Authorized user and forgotten password?" and "Enter your email address below, and we'll email the instructions to reset your account password." There is an "Email:" label next to an empty text input field. Below the input field is a checkbox labeled "I'm not a robot" next to a reCAPTCHA widget. A blue "Send email" button is positioned below the checkbox. At the bottom of the form, there is a small copyright notice: "Copyright © 2024". A hand cursor is shown clicking the "Send email" button.

File Edit View History Bookmarks Tools Help

VIGNAN IoT Home

https://vhub.vignaniot.com/reset_password/ 90%

VIGNAN IoT Register

Reset Password

Warning: If you are not an authorized user. Do not initiate the password reset transaction.

Authorized user and forgotten password?

Enter your email address below, and we'll email the instructions to reset your account password.

Email:

☐ I'm not a robot

reCAPTCHA
Privacy - Terms

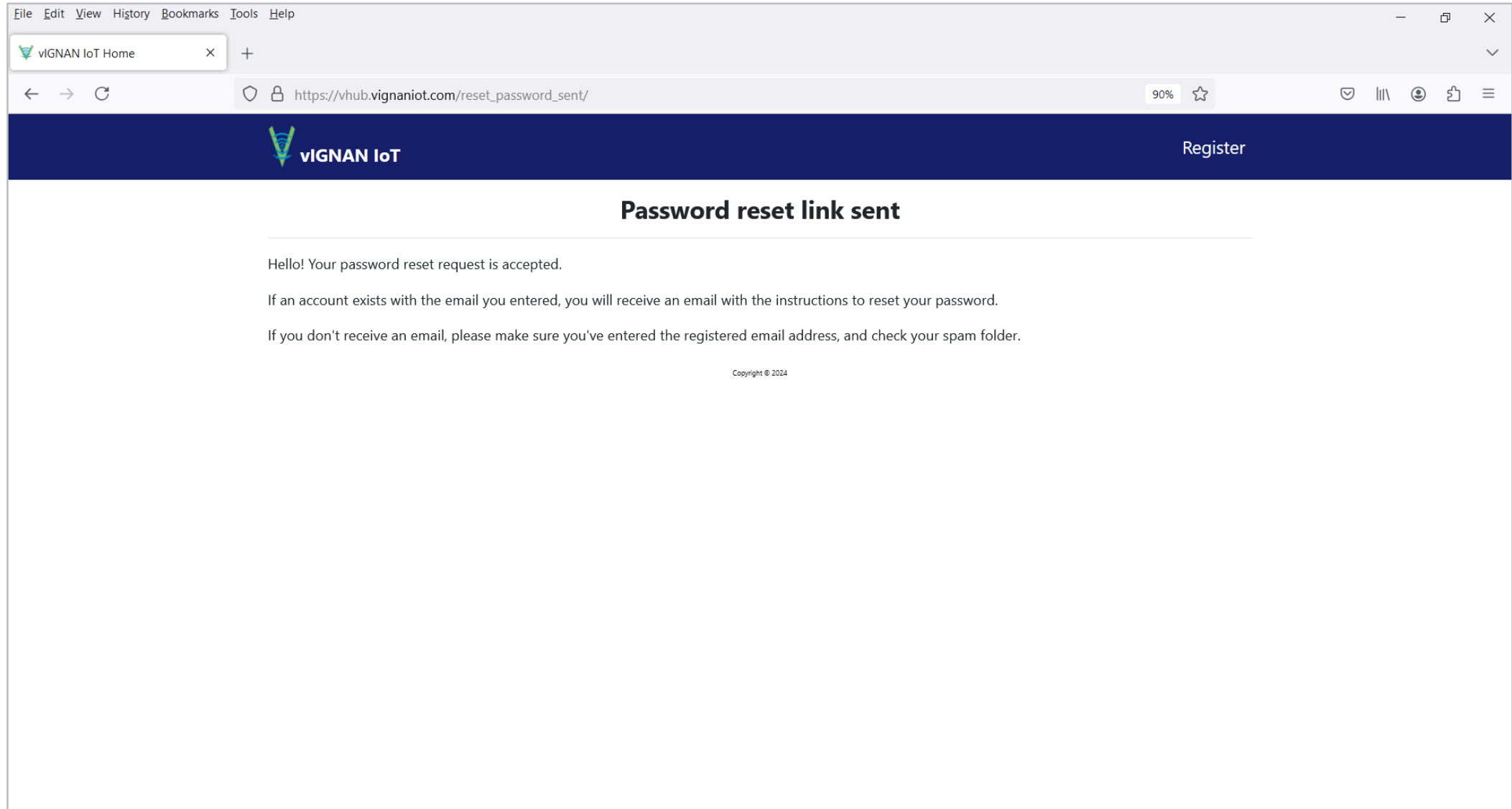
Send email

Copyright © 2024

Step-2: Type in your registered email address, check mark the box "I'm not a robot", perform security check-verify and click on "Send Email" button

Forgot Password

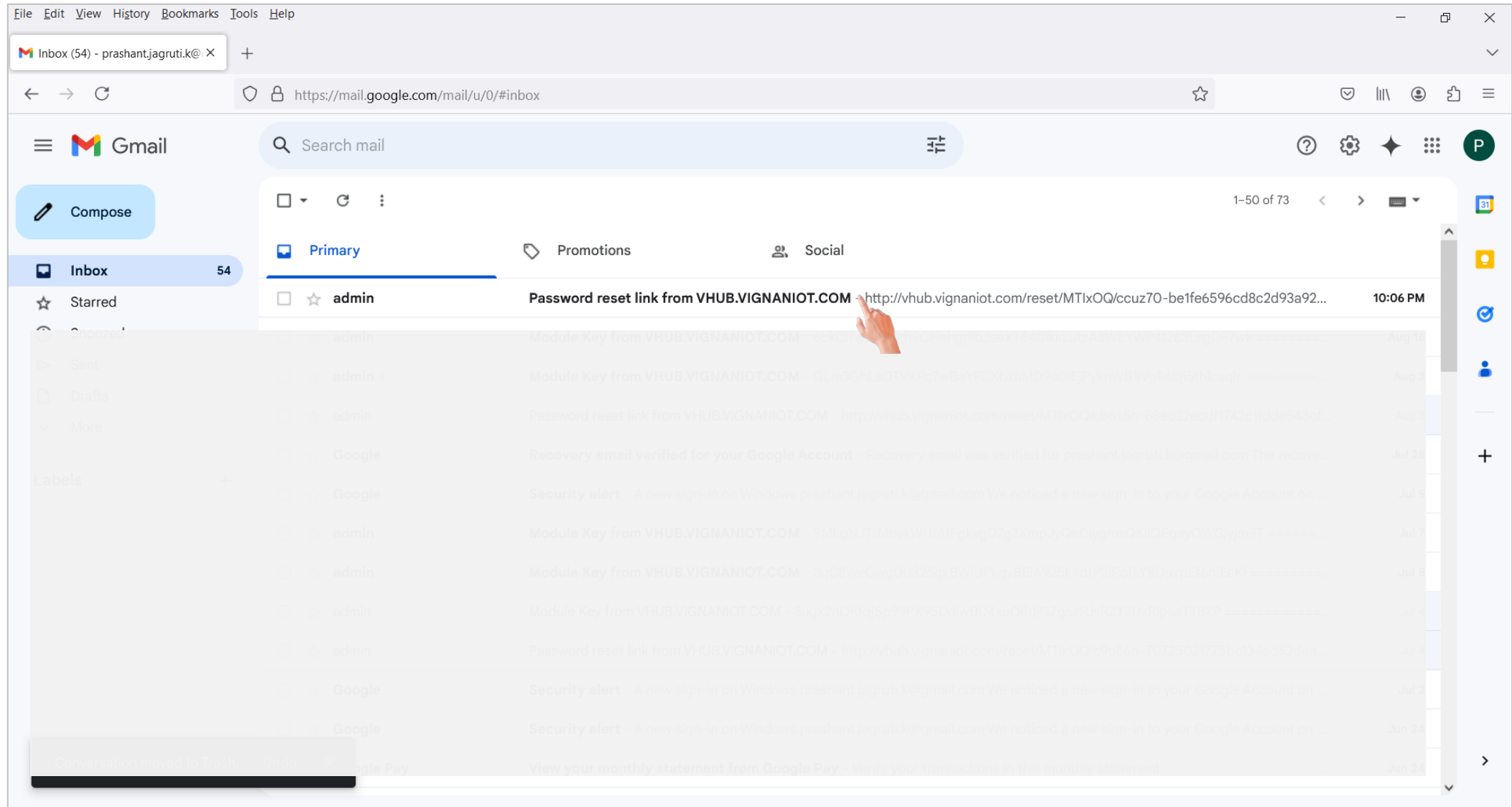
NOTE: Use this option if you forgot password or to change password



Step-3a: On successful submission of email address, "vHUB Device Manager" app will email a password reset link

Forgot Password

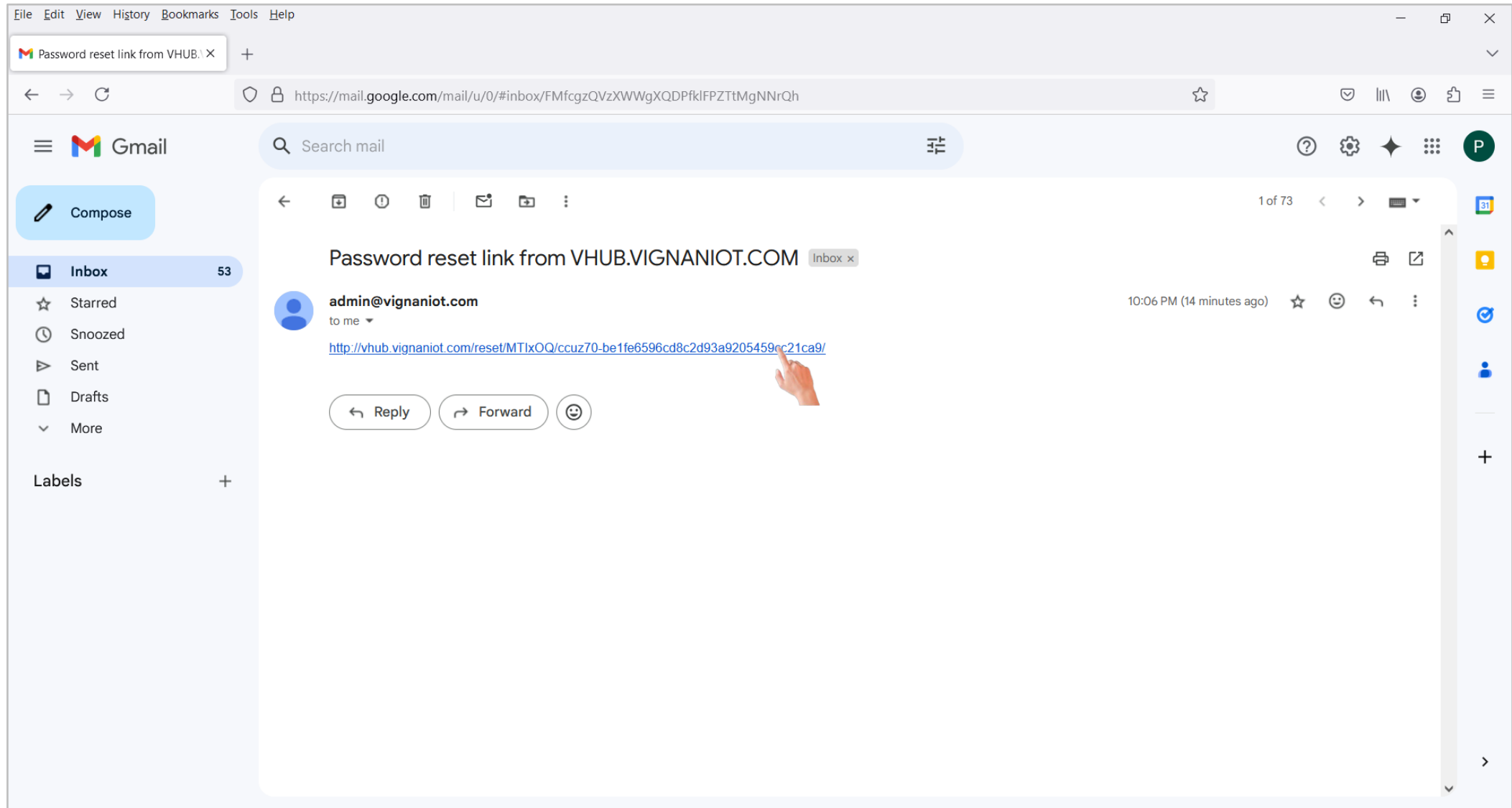
NOTE: Use this option if you forgot password or to change password



Step-3b: In your email In-box, open the email from admin@vignaniot.com with subject "Password reset link from VHUB.VIGNANIOT.COM"

Forgot Password

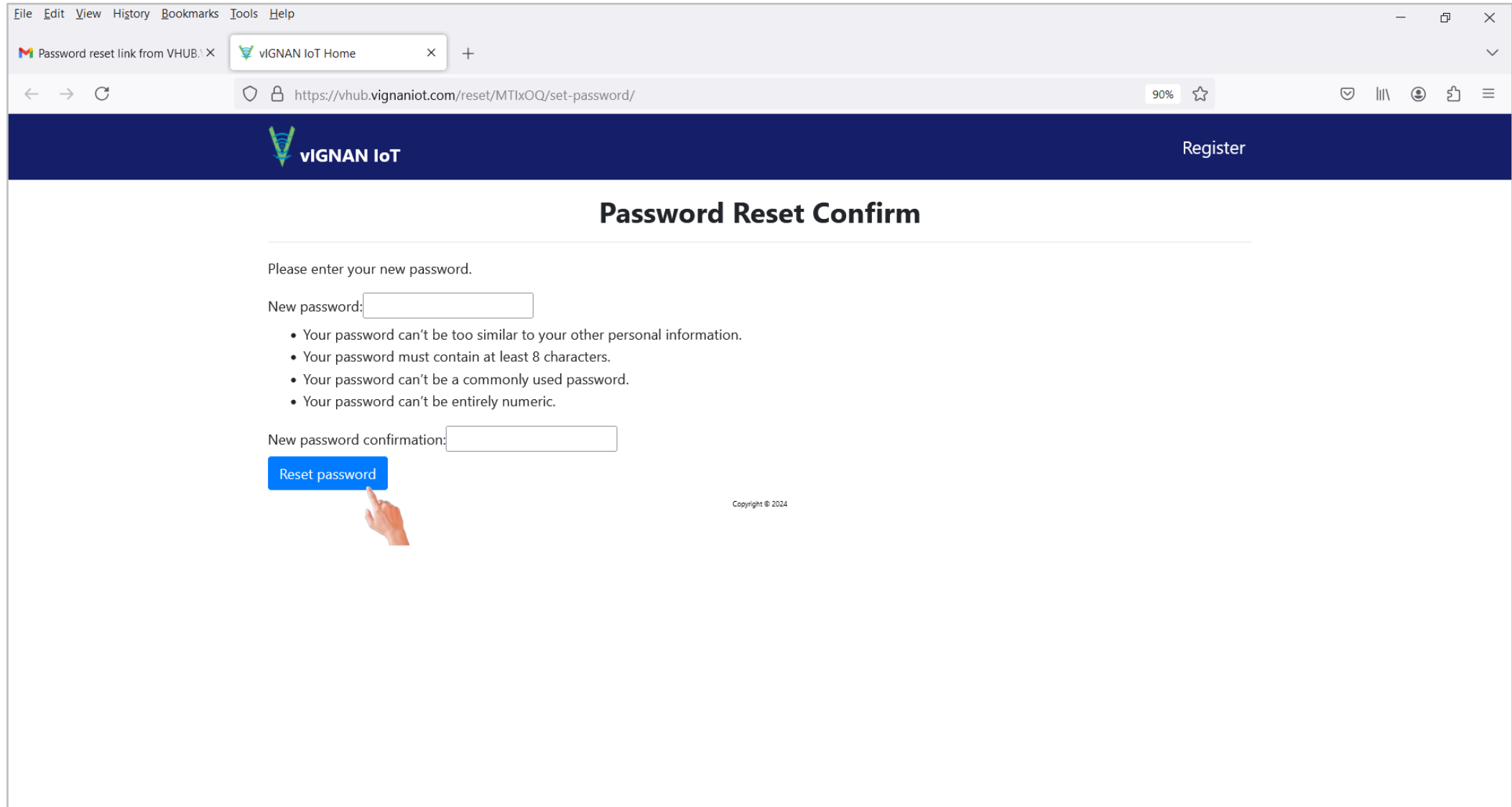
NOTE: Use this option if you forgot password or to change password



Step-3c: Click on the "Password reset link"

Forgot Password

NOTE: Use this option if you forgot password or to change password



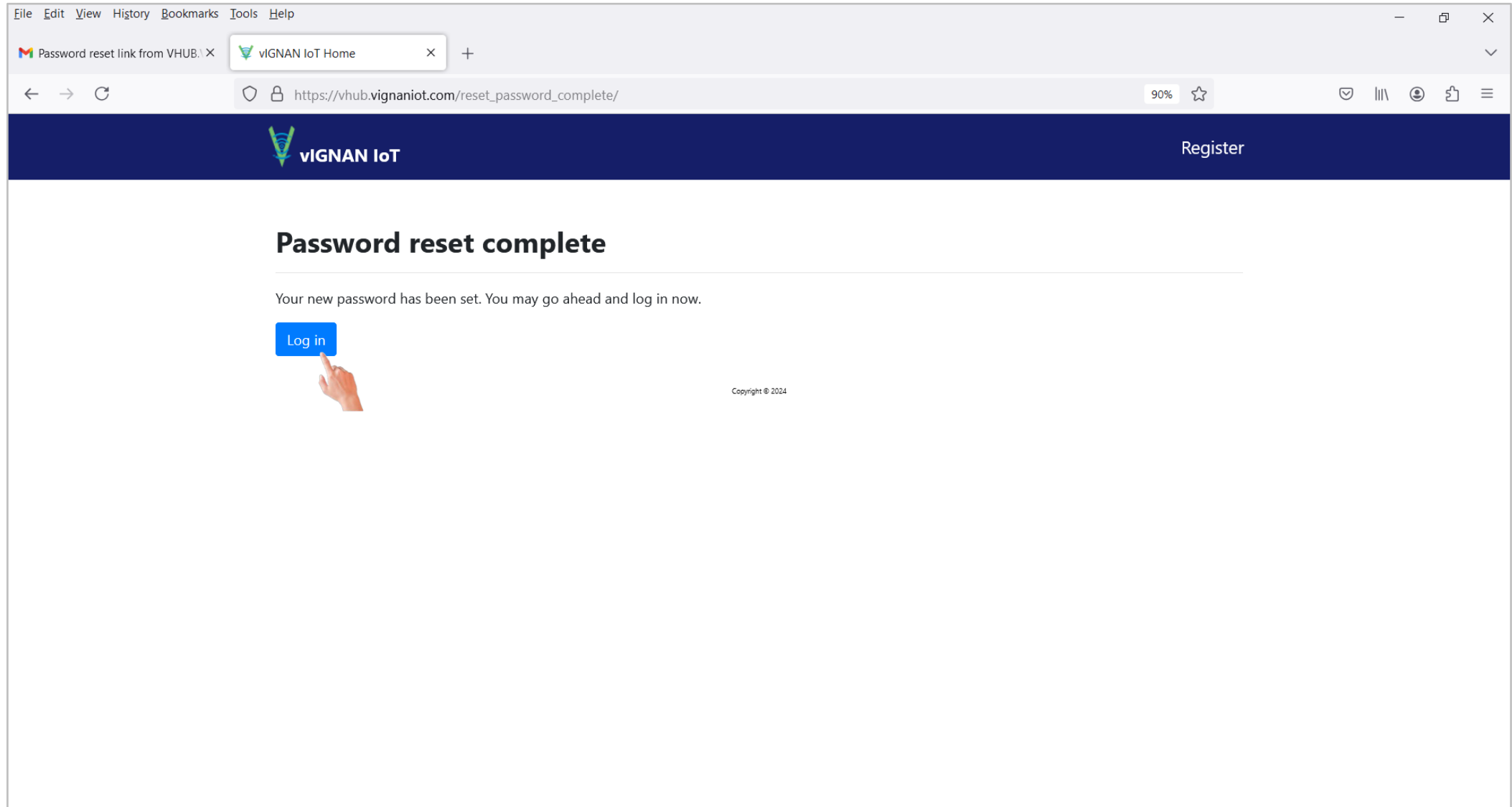
The screenshot shows a web browser window with the address bar displaying `https://vhub.vignaniot.com/reset/MTIxOQ/set-password/`. The page has a dark blue header with the VIGNAN IoT logo on the left and a "Register" link on the right. The main content area is titled "Password Reset Confirm" and contains the following elements:

- A heading: "Please enter your new password."
- A label: "New password:" followed by a text input field.
- A list of password requirements:
 - Your password can't be too similar to your other personal information.
 - Your password must contain at least 8 characters.
 - Your password can't be a commonly used password.
 - Your password can't be entirely numeric.
- A label: "New password confirmation:" followed by a text input field.
- A blue button labeled "Reset password" with a hand cursor icon pointing at it.
- A small copyright notice at the bottom right: "Copyright © 2024".

Step-4: Type in new password and click on the "Reset Password" button

Forgot Password

NOTE: Use this option if you forgot password or to change password



Step-5: Click on "Login" to test the new password

Forgot Password


NOTE: Use this option if you forgot password or to change password

Test login with new password

File Edit View History Bookmarks Tools Help

Password reset link from VHUB. X VIGNAN IoT Home X +

← → ↻ https://vhub.vignaniot.com/login/ 90% ☆ 📶 📶 📶 📶 📶


 Register

Login

aismith123

.....

☐ Show Password

☒ I'm not a robot  reCAPTCHA Privacy - Terms

Login

[Forgot Password](#)

[Terms and conditions](#) [Privacy policy](#)

This website and application use basic cookies to perform necessary functions successfully and maintain security. If you have disabled cookies in your browser, several functions required for the application and the website to operate will not function as designed.

We value our user privacy. We do not use cookies for any data collection and analysis, performance monitoring, ad marketing, or tracking and storing of user activities.

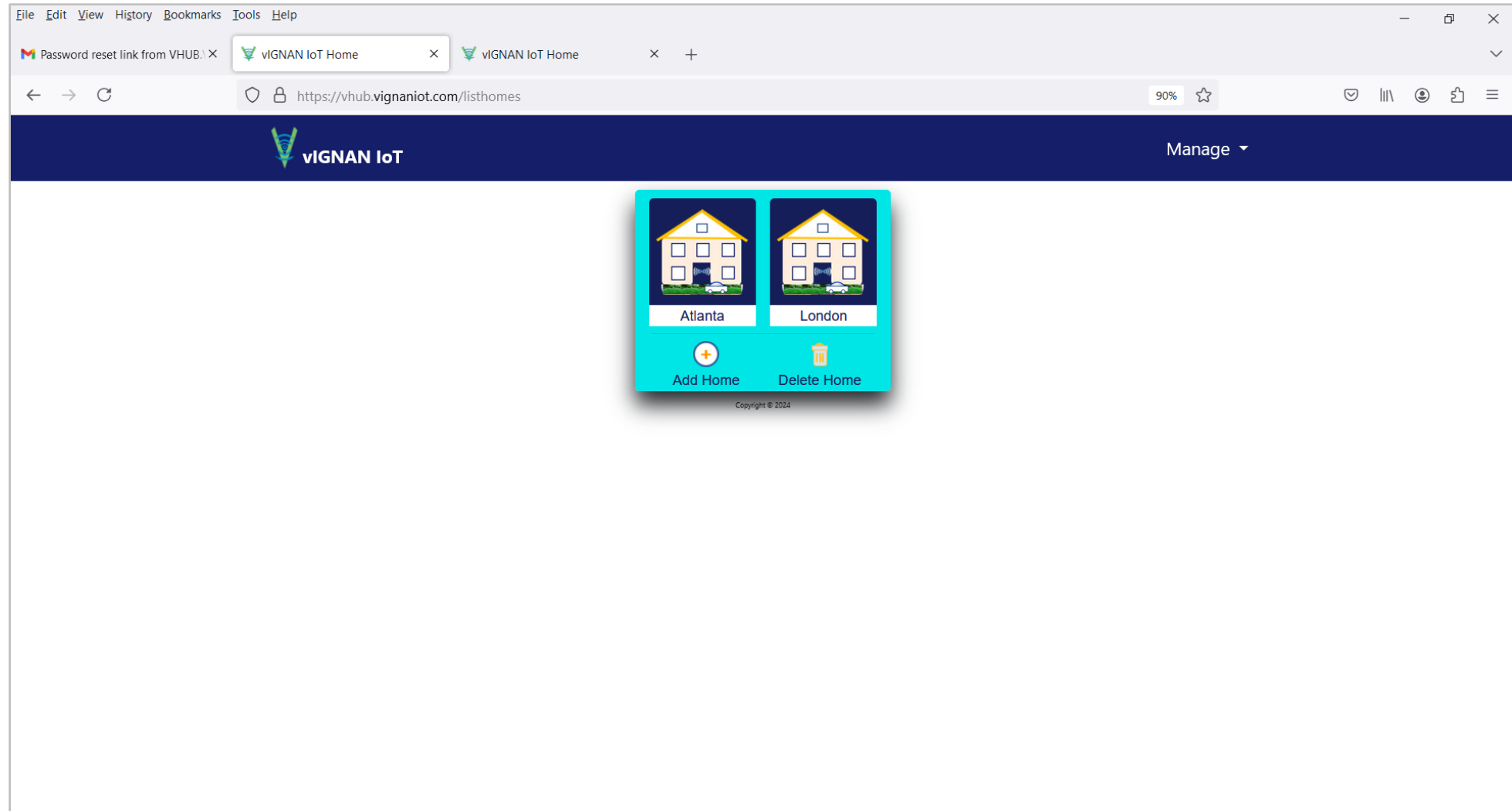
By continuing to use this website and/or application, it constitutes your acceptance of our cookie policy.

Copyright © 2024

Step-6: Type in your username, new password, check mark box "I'm not a robot" and click on "Login"

Forgot Password

NOTE: Use this option if you forgot password or to change password



On successful login, home/homes are displayed

You successfully changed the password

Congratulations!

This concludes the "Forgot Password/Change Password" user guide